

Innova 60/65/75/85/100 B / M - 70 S



The innovative scrubbing machine which allows a dramatic reduction in the cost of cleaning

Available in the version with one 60 cm working width disc brush as well as in the version with two 65, 75, 85 and 100 cm disc brushes and in the version with 1 cylindrical brush with a working width of 69 cm

Innova 60 B is the highly user-friendly scrubbing machine suitable for maintenance cleaning of commercial surfaces up to 3000 sq.m



Innova 60 B is a battery ride-on scrubbing machine with automatic traction drive available in the version with 1 disc brush, with a working width of 61 cm.

Innova 60 B was designed in order to replace a walk-behind scrubbing machines, with the aim to drastically reduce sq.m scrubbed cost offering a real competitive advantage, particularly for the end user.

User-friendliness WITHOUT ADDITIONAL COSTS FOR OPERATOR TRAINING



Just turn the key to start working immediately



The brush head and the squeegee are lowered/raised by simply using two levers

PLUS

Compared to a walk-behind scrubbing machine Innova 60 B offers the following benefits:

- Advantageous purchase price,
- Economic advantage while using it. Extremely convenient to clean surfaces, starting from 1200 sq.m with at least two cleaning operations per week,
- The economic advantage to use it up to four non-stop working hours thanks to the optimization of energy consumption,
- Compact size which allows the machine to pass even through traditional doors or be transported in lifts,
- The advantage of performing even in highly noise-sensitive environments such as nursing homes and hospitals, thanks to its very low acoustic pressure level.



Innova 60 B

Innova 65/75/85 B

Innova 65/75/85/100 B / M - 70 S.
Maximum equipment and maximum cost saving
for maintenance cleaning costs of surfaces up to 3500 sq.m

Innova 65/75/85/100 B / M - 70 S is a battery ride-on scrubbing machine with automatic traction drive, available in the scrubbing version with 2 disc brushes, with working width of 65, 75, 85 and 100 cm and in the sweeping version with 1 cylindrical brush of 69 cm.

Innova 65/75/85/100 B / M - 70 S is a scrubbing machine which guarantees a dramatic reduction in the cost of cleaning thanks to an advantageous purchase price and complete equipment of all Comac systems which reduce waste and consumption.

PLUS

Compared to a walk-behind scrubbing machines Innova 65/75/85/100 B - 70 S offer the following benefits:

- No more operator training thanks to "Working program selector" equipped as standard (automatic version),
- Optimization of consumption thanks to the Start & Stop device equipped as standard which ensures a working autonomy increase up to 35% (compared to the previous model) so that the machine can be used for up to four non stop working hours (automatic version),
- Silence and energy saving thanks to Eco device (automatic version).

Thanks to Comac water and detergent dosing system (CDS, Comac Dosing System) solution (water and detergent) saving up to 50% is ensured

More autonomy up to 35%



Separate management of water and detergent

Innova 65/75/85/100 B - 70 S machines are equipped with a CDS as well as a water distributor system which guarantees a uniform distribution of water on both brushes: even with reduced flow rates. In addition, Innova 65/75/85/100 B - 70 S machines are equipped with a START&STOP system which stops water flow and brushes when the machine is idle



A simple device (optional) allows the quick filling of the tank with clean water without the presence of the operator



Innova 100 B

Innova 70 S



Innova 65/75/85 is equipped as standard with a device that allows the adjustment of the working width from 65 to 85 cm. (for further information, please contact Comac Technical Assistance Service)

Innova 60/65/75/85/100 B / M - 70 S machines are safe, productive and user-friendly

Choose the working system that better meets your needs: manual or automatic!

Manual working system (M version)

In the manual version the squeegee and the brush head are controlled by two independent levers giving outstanding user-friendliness even when used by unskilled operators.

Innova M is available in the versions with 60, 65, 75, 85 and 100 cm working width.



Automatic working system

The automatic version is equipped with a working program selector making the use of the machine extremely intuitive. It allows to choose the selection of four pre-set working programs:

1. Transfer,
2. Drying,
3. Scrubbing/Drying,
4. Scrubbing only.


Once selected the most suitable program, Innova 65/75/85/100 B - 70 S does all the thinking.



NEW INSTRUMENT PANEL WITH "ECO" DEVICE



Reduces noise levels



Reduces energy consumption

The automatic version is equipped as standard with Eco device that guarantees a very low acoustic pressure level, allowing to perform in highly noise-sensitive environments such as nursing homes and hospitals, without disturbing the environment or the people who live in it



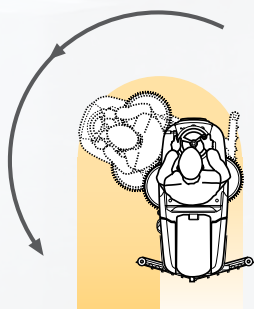
Automatic swing-in of the brush head when accidentally impacted (Innova 65/75/85/100 B / M)



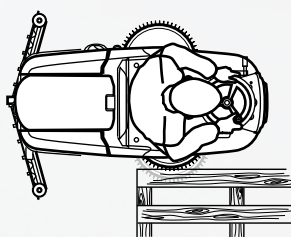
Automatic squeegee uncoupling when accidentally impacted



Innova 60/65/75/85/100 B / M - 70 S is available on request with a support for your manual cleaning kit, that allows to complete the cleaning operation



Best manoeuvrability even in narrow spaces thanks to tight turning diameter



Perfect cleaning along walls



Low center of gravity for optimum stability. Capable of ramp gradients up to 18%

Innova 60/65/75/85/100 B / M - 70 S.
Simple and quick maintenance operations



Easy and complete tank sanitizing



Easy battery charging thanks to the possibility of an onboard battery charger (on request)



Easy rubber replacement without any tools on the exclusive Comac squeegee (Patent Pending)











Innova 60/65/75/85/100 B / M - 70 S

available equipment

STANDARD EQUIPMENT	Innova 60 B 65/75/85/100 M	Innova 65/75/85/100 B	Innova 70 S	STANDARD EQUIPMENT	Innova 60 B 65/75/85/100 M	Innova 65/75/85/100 B	Innova 70 S
Water and detergent management				Comfort			
Water Management	•/-	-	-	Silenced suction (Eco)	-	•	•
CDS (Comac Dosing System)	-	optional	optional	Fully sanitizable tanks	•	•	•
Water dispenser	•/-	•	-	Programme selector	-	•	•
Eco ON/OFF	•	-	-	Step-through access	-	•	•
Start&Stop	-	•	•	On-board battery charger	optional	optional	optional
Fast water filling with drip stop	•	•	•	Hour meter	•	•	•
Water level indicator	•	•	•	Battery charge level	•	•	•
				Solution tank Fast Fill	-	optional	optional
Scrubbing performance				Support kit of manual cleaning systems	optional	optional	optional
Adjustable brush pressure	-	• (Innova 65/75/85 B)	-				
Ramp climbing capacity	•	•	•	Safety			
Squeegee with polyurethane rubber bars usable on 4 sides	•	•	•	Anti-skid and non-marking front drive wheel	•	•	•
Variable scrubbing head	•/-	• (Innova 65/75/85 B)	-	Antiskid and non-marking rear wheels	•	•	•
3-stage suction motor	-	optional	optional	Mechanical service and parking brakes	•	•	•
				Flasher	optional	optional	optional
Operating autonomy				Squeegee with shock-resistant coupling	•	•	•
(4) 6V/210 Ah C5 batteries	optional	optional	optional	Scrubbing head with impact-elicited swinging in	-	•	-
(2) 12V/130 Ah C5 batteries	optional	optional	optional	Dead man's switch	•	•	•
				Horn	•	•	•

TECHNICAL DATA		Innova 60B	Innova 65B/M	Innova 75B/M	Innova 85B/M	Innova 100B/M	Innova 70S
Squeegee width	mm	780	970	970	1085	1085	1085
Disc brushes Ø (n.)	mm	610 (1)	340 (2)	390 (2)	430 (2)	508 (2)	-
Cylindrical brushes Ø (n.)	mm	-	-	-	-	-	210x690 (1)
Brush rpm	rpm	170	170	170	170	120	520
Brush motor (n.)	V/W	24/450 (1)	24/450 (2)	24/450 (2)	24/450 (2)	24/600 (2)	24/560 (1)
Suction motor	V/W	24/310	24/310	24/310	24/310	24/310	24/350
Traction motor	V/W	24/400	24/400	24/400	24/400	24/400	24/400
Forward speed	km/h	0÷6	0÷6	0÷6	0÷6	0÷6	0÷6
Max gradient at full load	%	up to 18	up to 18	up to 18	up to 18	up to 18	up to 18
Turning diameter	mm	1910	1910	1910	1910	1910	1910
Batteries (n.)	V/Ah C5	6/210 (4)	6/210 (4)	6/210 (4)	6/210 (4)	6/210 (4)	6/210 (4)
Batteries weight	kg	136	136	136	136	136	136

	 Working width mm	 Brushes pressure	 Power supply V/ traction	 Solution tank l	 Recovery tank l	 Working capacity up to sq.m/h	 Machine dimensions mm L x H x W	 Machine weight kg (without batteries)
Innova 60B	610	30	24/aut.	110	125	3660	1495 1320 680	223
Innova 65B/65M	650	30÷60/30	24/aut.	110	125	3900	1495 1320 680	223
Innova 75B/75M	750	30÷60/30	24/aut.	110	125	4500	1495 1320 680	223
Innova 85B/85M	850	30÷60/30	24/aut.	110	125	5100	1495 1320 680	223
Innova 100B/100M	1000	45	24/aut.	110	125	6000	1495 1320 1035	240
Innova 70S	690	20	24/aut.	110	125	4100	1495 1320 805	233

The machines are manufactured in compliance with the directives 2006/42/CE, 2006/95/CE, 2004/108/CE and with the standards IEC 60335-1 and IEC 60335-2-72.

The steel parts are subject to treatment which guarantees a long life and makes the parts oxidation-proof.



B - Battery powered machine with voltage value



Machine for commercial use

CONTACT ALL BRANCHES

Tel: 1300 347 347

Fax: 1300 348 348

www.centralcleaning.com.au

Email: sales@centralcleaning.com.au



VICTORIA - NEW SOUTH WALES - TASMANIA
SOUTH AUSTRALIA - QUEENSLAND - WESTERN AUSTRALIA