

## Introducing **Simpla 50 E-B-BT - 55/65 BT - 50 BTS**



**A practical, silent and versatile scrubbing machine  
with a working width of 50, 56 and 66 cm**



### **Simpla 50 E-B-BT - 55/65 BT - 50 BTS.**

**Suitable for maintenance cleaning of medium-size floors (up to 3000 sq.m.) commercial areas and whenever a very low noise level is requested during cleaning operations**

The new scrubbing machines are available in the versions:

- Simpla 50 E-B-BT with 1 disc brush with 50 cm working width,
- Simpla 55-65 BT with 2 disc brushes with 56 and 66 cm working width,
- Simpla 50 BTS, sweeping version, with 2 cylindrical brushes with 50 cm working width.

**PLUS**

They stand out in their segment for their:

- Strength,
- Manoeuvrability,
- Low noise level (ensuring work comfort),
- Reliability,
- User-friendliness,
- Innovative design,
- Limited operating costs





## Simpla 50 E-B-BT - 55/65 BT - 50 BTS. Innovative technology for perfect cleaning results!

The new Simpla 50 E-B-BT - 55/65 BT - 50 BTS scrubbing machines use important technical solutions that improve performance level and **MAKE CLEANING OPERATIONS ECONOMICALLY ADVANTAGEOUS.**

Simpla 50 E-B-BT - 55/65 BT - 50 BTS are fitted as

standard with a silenced vacuum head that drastically lowers noise levels. Upon request, **Simpla 50 BT - 55/65 BT - 50 BTS** can be supplied with the new dosing system (CDS - Comac Dosing System) and on-board battery charger.

**With the new dosing system (CDS - Comac Dosing System), there is a reduction of up to 50% of used water and detergent.**



Water selector

Detergent selector



Separate water and detergent management

- The manual adjustment by means of a cock used on traditional scrubbing machines does not grant the right flow rate nor a constant deliver as the tank empties. We often use more water and detergent than needed - from 30 to 50%. **CDS is the new water and detergent dosing system made by Comac enabling the operator to dose water and detergent separately, thanks to 2 separate selectors.**

This means the operator can use the right quantity of solution according to the kind of dirt without wasting solution as it happens with traditional scrubbing machines.

- The use of the CDS ensures increased productivity and operation costs always under control.
- With CDS you can change the type of detergent at any time, simply by replacing the canister (5 l.). This means total safety for the operator who never comes into contact with the chemical product.
- With CDS the cleaning result is always even over the entire surface, thanks to the constant flow of solution onto the brushes.

*CDS is available upon request.*



Simpla 50 BTS is the sweeping version of the Simpla family. It has a debris hopper to collect small solid waste



### **Excellent suction power with very low noise level (59.2 dB (A))\***

The new soundproof head that encloses the vacuum motor also protects it from any water infiltration and above all ensures an extremely low noise level and a good suction power as well. For this reason Simpla scrubbing machines can be used for cleaning areas like nursing homes, hospitals and rest homes where the utmost discretion is required during cleaning operations or in retail outlets, like supermarkets during the normal opening hours.

### **Simpla 50 E-B-BT - 55/65 BT - 50 BTS scrubbing machines: ERGONOMIC AND EASY TO USE, EVEN FOR NON-SPECIALISED PERSONNEL**

The elegant instrument panel with its new digital display is user-friendly. All controls are within easy reach: from speed adjustment (made by a potentiometer) to water and detergent dosing system control.

### **The ergonomic design of controls ensures intuitive driving, even for non-specialised personnel.**

The traction is driven by two small levers near the driving handle, to check movement and working direction.



### **On-board 24V/15A battery-charger**

Upon request Simpla 50 B-BT - 55/65 BT - 50 BTS scrubbing machines can also be equipped with a on-board battery charger suitable both for gel and lead/acid batteries. The machine is easily recharged by connecting the cable to a wall mains socket.



The squeegee is raised and lowered thanks to a handle

\* In compliance with standard ISO3744 at 1,5 m



Thanks to a pedal the scrubbing head can be raised very easily and without efforts



## With Simpla 50 E-B-BT - 55/65 BT - 50 BTS, daily maintenance operations are easy and fast, even for unskilled staff!

The Simpla 50 E-B-BT - 55/65 BT - 50 BTS scrubbing machines are designed to carry out daily maintenance operations as fast as possible. In fact they are:

- Easy to fill
- Easy to empty

- Easy to clean and sanitize in a few words they are user-friendly!

Furthermore, their technical and design devices make the machine extremely reliable and efficient.



Thanks to the wide inlet it is very easy to fill the tank



Thanks to its special design and to the large drain hose, the recovery tank can be completely emptied of dirty water very quickly without leaving any residue



Easy to clean squeegee hose which, if cleaned regularly, helps to keep suction efficiency



On both scrubbing versions (Simpla 50/55/65) and the sweeping version (Simpla 50 BTS) it's very easy to replace brushes without specialised personnel



### **Simpla 50 E-B-BT - 55/65 BT - 50 BTS scrubbing machines have been designed very carefully**













Very safe with the new parking brake



Thanks to a little hose in the rear part of the machine, the level of water in the solution tank is always under control. The squeegee always follows the machine, even on bends, to ensure the best drying results



| TECHNICAL DESCRIPTION                       |         | Simpla 50E | Simpla 50B | Simpla 50BT | Simpla 55BT | Simpla 65BT | Simpla 50BTS |
|---|---------|------------|------------|-------------|-------------|-------------|--------------|
| Squeegee width                              | mm      | 755        | 755        | 755         | 755         | 949         | 755          |
| Disc brushes Ø (No.)                        | mm      | 510 (1)    | 510 (1)    | 510 (1)     | 285 (2)3    | 40 (2)-     |              |
| Cylindrical brushes (No.)                   | mm      | -          | -          | -           | -           |             | 110x550 (2)  |
| Brushes rpm                                 | rpm     | 210        | 240        | 240         | 1901        | 90          | 700          |
| Brush motor                                 | V/W     | 230/750    | 24/560     | 24/560      | 24/560      | 24/560      | 24/600       |
| Suction motor                               | V/W     | 230/450    | 36/550     | 36/550      | 36/550      | 36/550      | 36/550       |
| Traction motor                              | V/W     | -          | -          | 24/150      | 24/150      | 24/150      | 24/150       |
| Suction vacuum                              | mbar    | -          | 188        | 188         | 1881        | 88          | 188          |
| Forward speed                               | km/h    | 0÷3,5      | 0÷3,5      | 0÷5         | 0÷50        | ÷5          | 0÷5          |
| Max gradient at full load                   | %       | 2          | 2          | 10          | 10          | 10          | 10           |
| Batteries                                   | V/Ah C5 | -          | 12/140     | 12/140      | 12/140      | 12/140      | 12/140       |
| Batteries weight                            | kg      | -          | 88         | 88          | 88          | 88          | 88           |
| Debris hopper capacity                      | l       | -          | -          | -           | -           |             | 4            |
| Detergent tank capacity (versions with CDS) | l       | -          | 5          | 5           | 55          |             | 5            |

|   |  Working width mm |  Brushes pressure |  Power supply V/ traction |  Voltage V/ Frequency Hz/ traction |  Solution tank l |  Recovery tank l |  Working capacity up to sq.m/h |  Machine dimensions mm L x H x W |  Machine weight kg (without batteries) |
|---|--|--|--|---|---|--|---|---|---|
| Simpla 50E   | 510  | -  | -  | 220-230/50-60 semi aut.   | 60  | 65   | 1785  | 1418<br>1039<br>530   | 90  |
| Simpla 50B   | 510  | 30-40  | 24/semi aut.   | -   | 60  | 65   | 1785  | 1418<br>1039<br>530   | 90  |
| Simpla 50BT  | 510  | 30-40  | 24/aut.  | -   | 60  | 65   | 2250  | 1418<br>1039<br>530   | 110   |
| Simpla 55BT   | 560  | 30-40  | 24/aut.  | -   | 60  | 65   | 2500  | 1318<br>1039<br>598   | 140   |
| Simpla 65BT   | 660  | 30-40  | 24/aut.  | -   | 60  | 65   | 3000  | 1318<br>1039<br>695   | 145   |
| Simpla 50BTS  | 500  | 30-40  | 24/aut.  | -   | 60  | 65   | 2250  | 1318<br>1039<br>610   | 140   |

#### KEY WORDS:



Machine for commercial use



B - Battery powered machine with voltage value



E - Mains-powered machine with voltage value

The machines are manufactured in compliance with the directives 2006/42/CE, 2006/95/CE, 2004/108/CE and with the standards IEC 60335-1 and IEC 60335-2-72.

The steel parts are subject to treatment which guarantees a long life and makes the parts oxidation-proof.

**CONTACT ALL BRANCHES**  
**Tel: 1300 347 347**  
**Fax: 1300 348 348**

[www.centralcleaning.com.au](http://www.centralcleaning.com.au)  
 Email: [sales@centralcleaning.com.au](mailto:sales@centralcleaning.com.au)



**VICTORIA - NEW SOUTH WALES - TASMANIA**  
**SOUTH AUSTRALIA - QUEENSLAND - WESTERN AUSTRALIA**